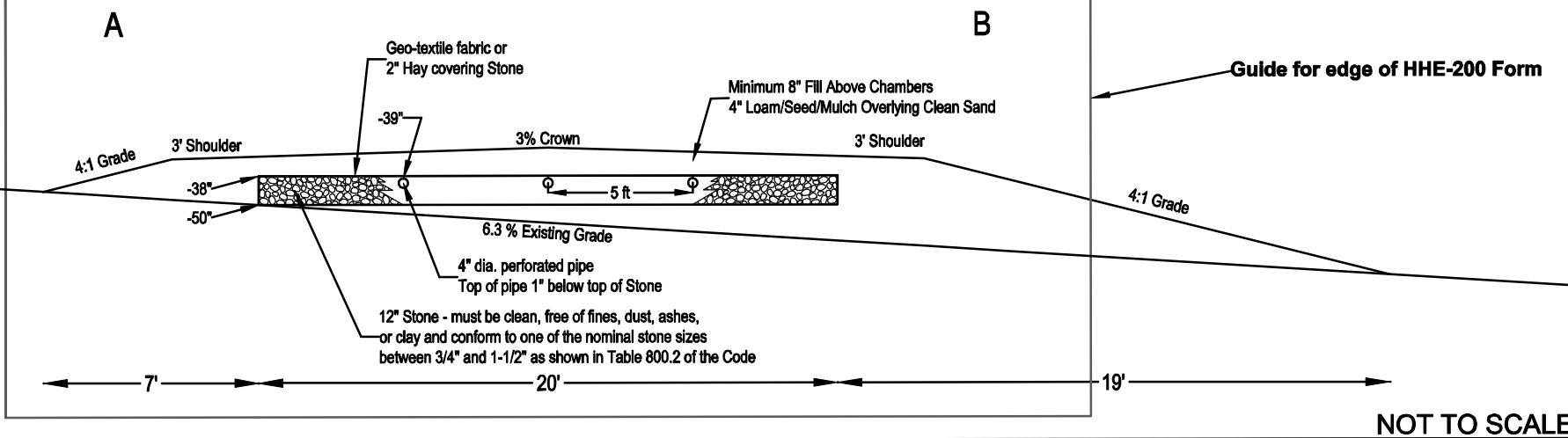


Customizable Note or Block

NOTE: SCARIFY ALL GROUND SURFACE TO BE FILLED. BED THICKNESS FROM BASE OF STONE TO TOP OF LOAM IS MINIMUM 20" WITH FILTER FABRIC AND 22" WITH HAY.

APPROXIMATE ABOVE GRADE FILL REQUIRED  
50 cubic yards of LOAM  
195.4 cubic yards of SAND  
Volume of stone not considered

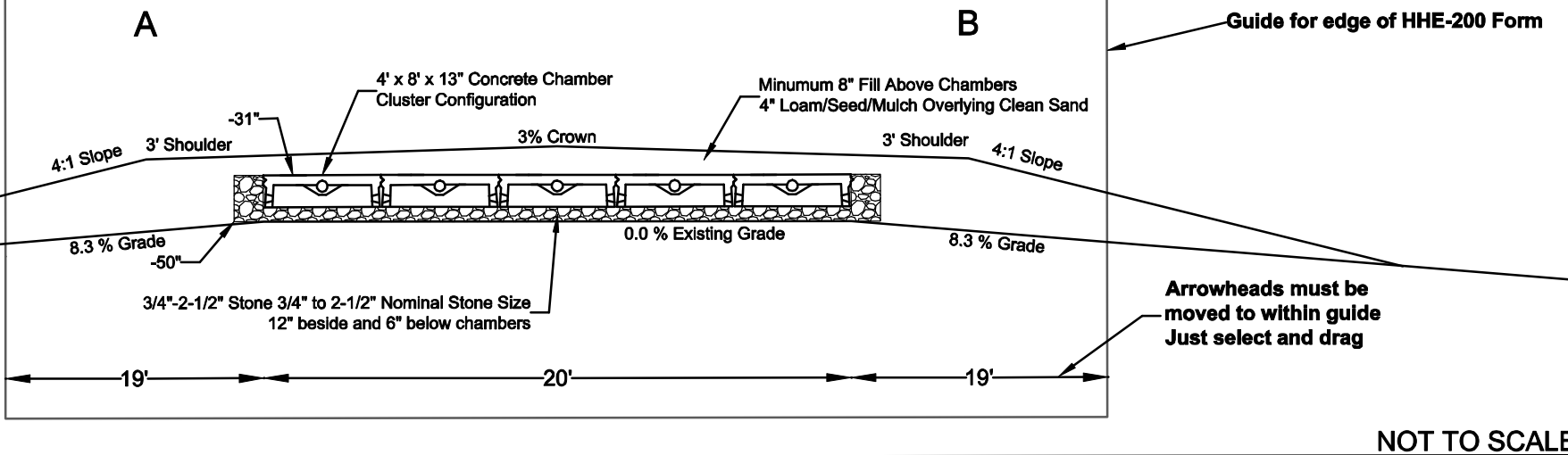
### Design Type: 3% CROWN Simple Grades



NOTE: SCARIFY ALL GROUND SURFACE TO BE FILLED. USE GRAVELLY COARSE SAND WITHIN 3' OF CONCRETE CHAMBERS. REMAINING FILL: LOAMY SAND (no clay)

APPROXIMATE ABOVE GRADE FILL REQUIRED  
52.8 cubic yards of LOAM  
159.5 cubic yards of SAND  
Volume of chambers not considered

### Design Type: 3% CROWN Compound Grades



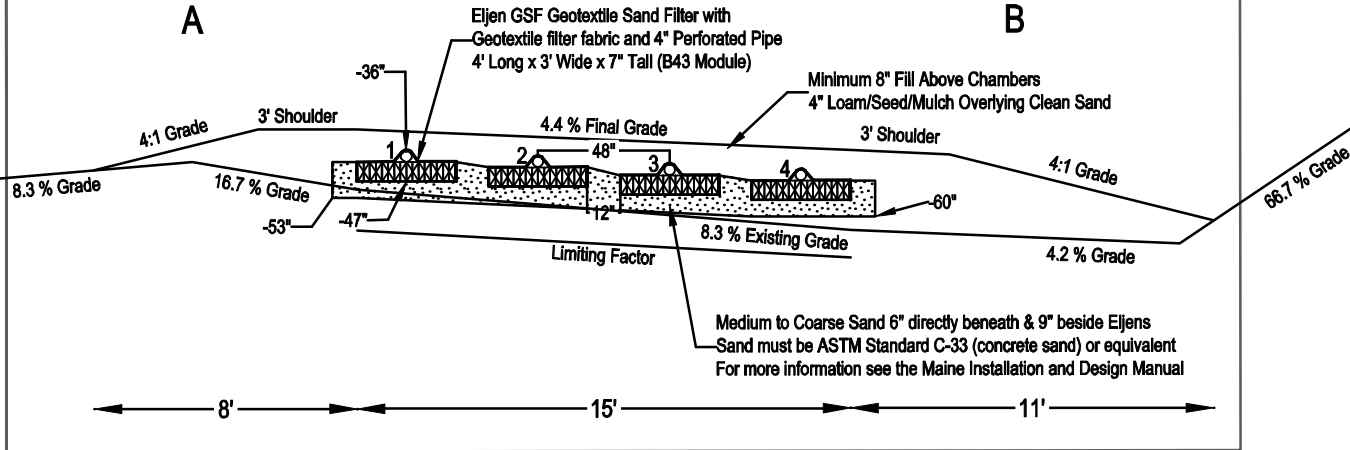
**Design Type: SLOPING  
Complex Grades**

**Above Grade System**

NOTE: SCARIFY ALL GROUND SURFACE TO BE FILLED. USE GRAVELLY COARSE SAND WITHIN 3' OF ELJENS. REMAINING FILL: LOAMY SAND (no clay)

ROW #	1	2	3	4
TOP	-37"	-39"	-42"	-45"
BOTTOM	-53"	-55"	-58"	-61"

APPROXIMATE ABOVE GRADE FILL REQUIRED  
23.1 cubic yards of LOAM  
73 cubic yards of SAND  
Volume of chambers not considered



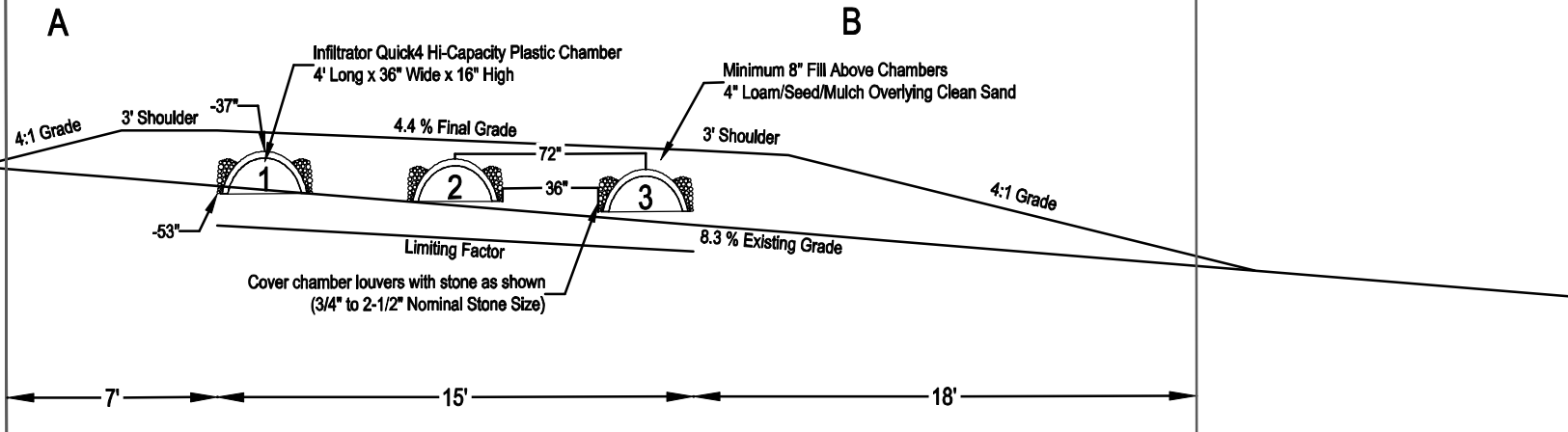
NOT TO SCALE

**Design Type: SLOPING  
Simple Grades**

NOTE: SCARIFY ALL GROUND SURFACE TO BE FILLED. USE GRAVELLY COARSE SAND WITHIN 3' OF CHAMBERS. REMAINING FILL: LOAMY SAND (no clay)

ROW #	1	2	3	4
TOP	-37"	-39"	-42"	-45"
BOTTOM	-53"	-55"	-58"	-61"

APPROXIMATE ABOVE GRADE FILL REQUIRED  
42.8 cubic yards of LOAM  
134.5 cubic yards of SAND  
Volume of chambers not considered

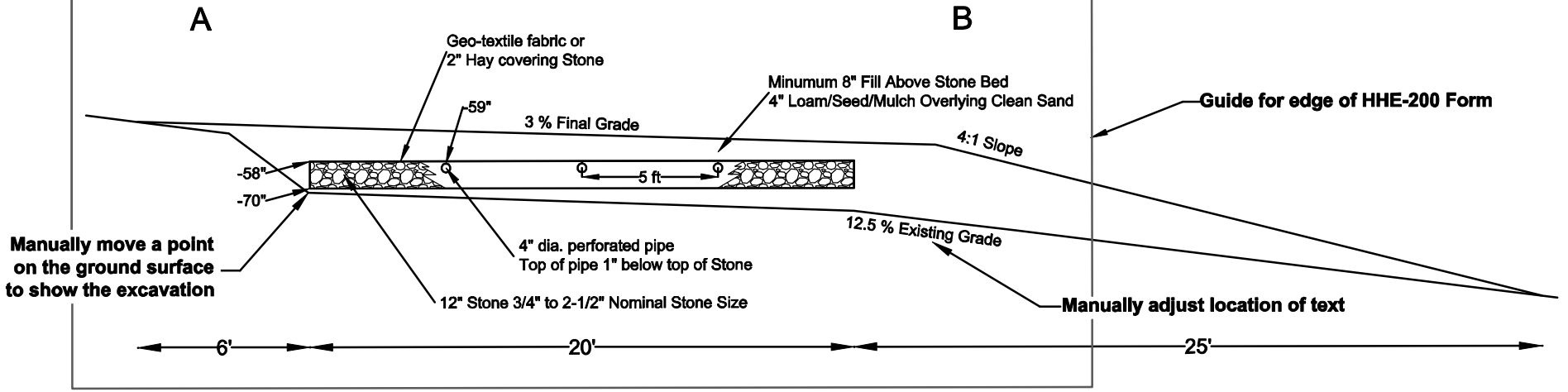


NOT TO SCALE

**Design Type: SLOPING 3%  
Simple Grades**

NOTE: SCARIFY ALL GROUND SURFACE TO BE FILLED. BED THICKNESS FROM BASE OF STONE TO TOP OF LOAM IS MINIMUM 20" WITH FILTER FABRIC AND 22" WITH HAY.

APPROXIMATE ABOVE GRADE FILL REQUIRED  
48.6 cubic yards of LOAM  
112.2 cubic yards of SAND  
Volume of stone not considered

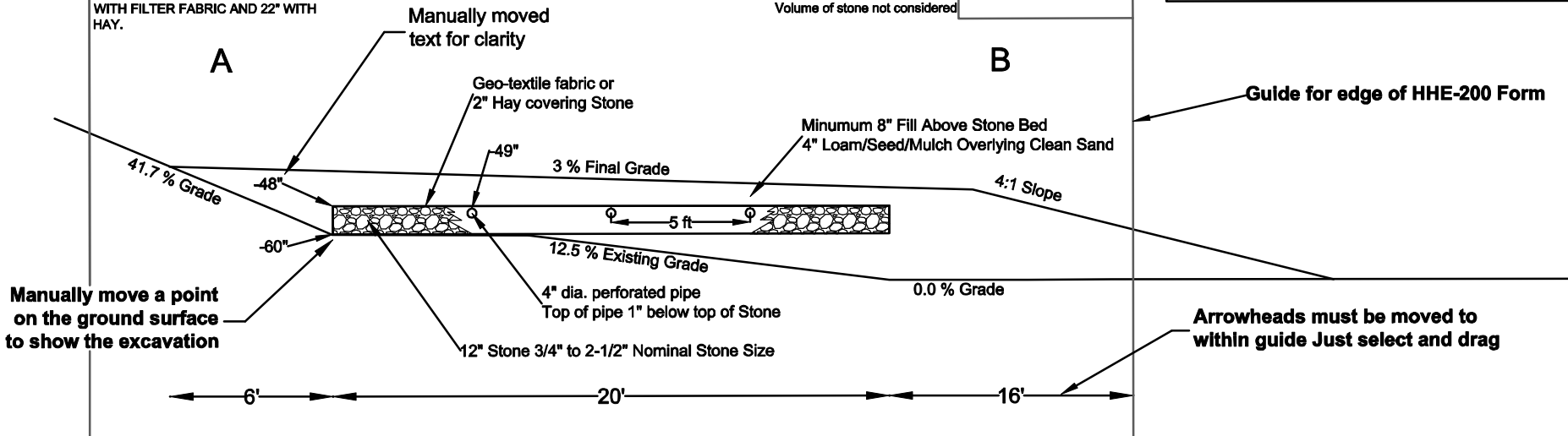


NOT TO SCALE

**Design Type: SLOPING 3%  
Compound Grades**

NOTE: SCARIFY ALL GROUND SURFACE TO BE FILLED. BED THICKNESS FROM BASE OF STONE TO TOP OF LOAM IS MINIMUM 20" WITH FILTER FABRIC AND 22" WITH HAY.

APPROXIMATE ABOVE GRADE FILL REQUIRED  
55.2 cubic yards of LOAM  
185.2 cubic yards of SAND  
Volume of stone not considered



NOT TO SCALE